





NOUN MODIFIERS

The 'Sentence Label'
(文章のラベル)



Making a SENTENCE into an Adjective




[Red] → [Apple]

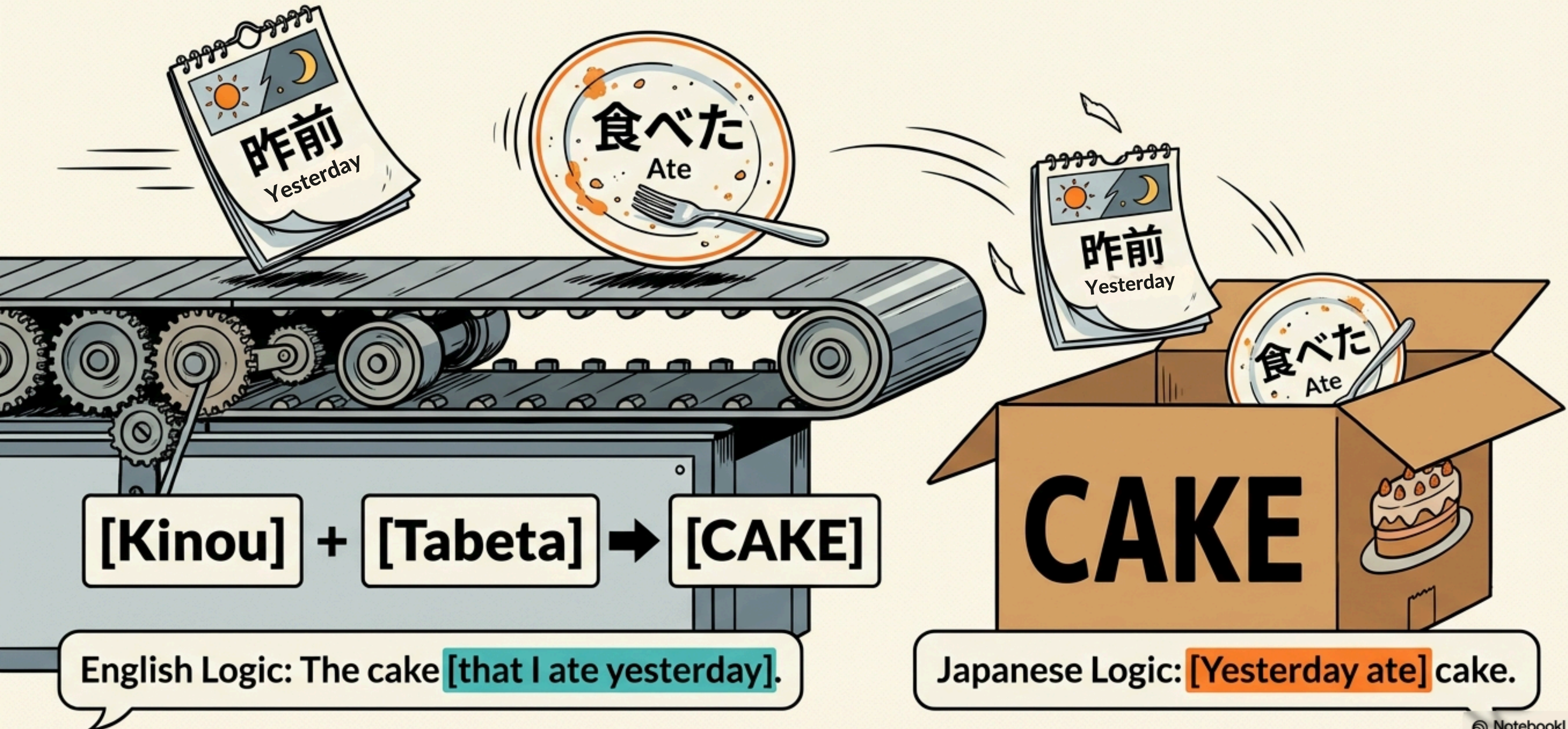
You already know
"Red Apple." But
in Japanese, you can
stick a **whole sentence**
onto the noun just like
an adjective!




[Joy bought] → [Apple]




Description FIRST, Noun LAST!




Building a Sentence with BLOCKS!





RAYA'S HACK: Inside the box = GA!

DON'T DO THIS!



Use the PLAIN FORM!

Use the Dictionary Form, Ta-Form, or Nai-Form as the glue!



You cannot glue 'Masu' to a noun.




Wrong: Kaimashita hon



**Correct (Past): Katta hon
(The book I bought)**



**Correct (Future/Habit): Kau hon
(The book I will buy)**



CHEAT SHEET

- **RULE 1: Put the sentence BEFORE the noun.**
- **RULE 2: Verb must be PLAIN FORM (Dictionary, Ta, Nai).**
- **RULE 3: Subject inside the clause = GA (not Wa).**

EXAMPLE: [Joy ga tsukutta] cake
(The cake Joy made)