

～し

(Listing Reasons)

Look at this  
argument!



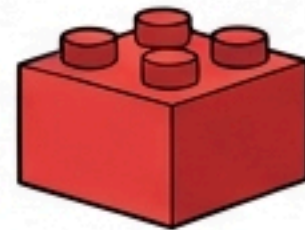
**The Reason Stack (理由の積み木)**



## "One Reason"



"Kara"  
(Because)



Oishii **kara**, tabemasu.  
(Because it's tasty, I eat).

## "Multiple Reasons"



"Shi"  
(And... And...)

Yasui **shi**,  
oishii **shi**,  
tabemasu.

(It's cheap AND  
tasty, so I eat).

"**Kara**" provides one direct reason. "**Shi**" is used to list multiple features to build a stronger case.


It's like saying:  
"Not only this,  
but also that..."





# Structure: [Plain Form] + [Shi]

Iku → Iku shi  
Oishii → Oishii shi



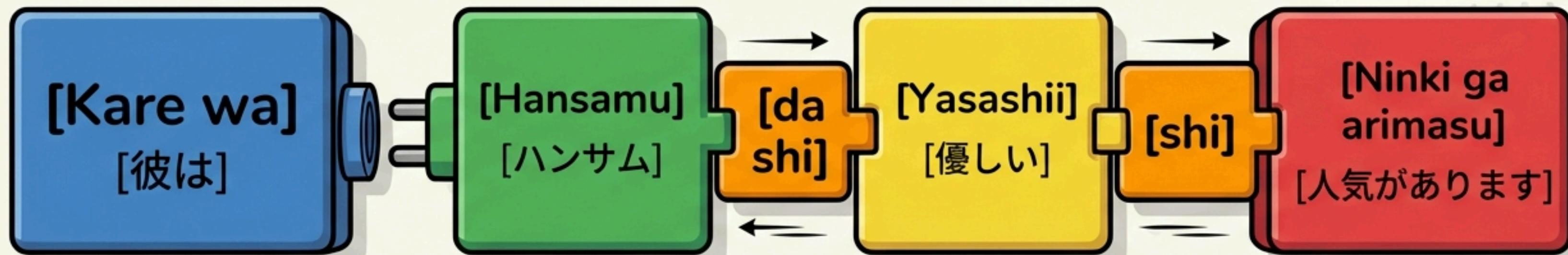
**! Na-Adj / Noun**

**! Add [DA] before the hook!**

Benri (Convenient) → Benri da shi  
Kirei (Beautiful) → Kirei da shi



# Sentence Assembly Line



彼はハンサムだし、優しいし、人気があります。


He is handsome **AND** kind, so he is popular.

Like puzzle pieces!  
They connect the plain  
forms to build the  
sentence.

See! The [da shi] and [shi]  
are the **glue** that holds the  
reasons together!



# Raya's Hack: The Implied Conclusion



You don't always  
need to say the result.  
If you stack enough  
reasons, the listener  
guesses the rest!


## **\*\*Example:**

Ame **da shi**, samui **shi...**  
(It's raining, and it's cold...)

\*[So I don't want to go out!]"



# Komika Axis







## Summary: ~Shi (〜し)

- **Function:** Listing multiple reasons / “And also”
- **Nuance:** Emphasizes cumulative points.
- **Verb / i-Adj:** Plain Form + **shi** (e.g., Iku shi, Oishii shi)
- **Noun / na-Adj:** **DA** + **shi** (e.g., Benri **da** shi)

Stack your reasons to make your point.