

# The Action Trip

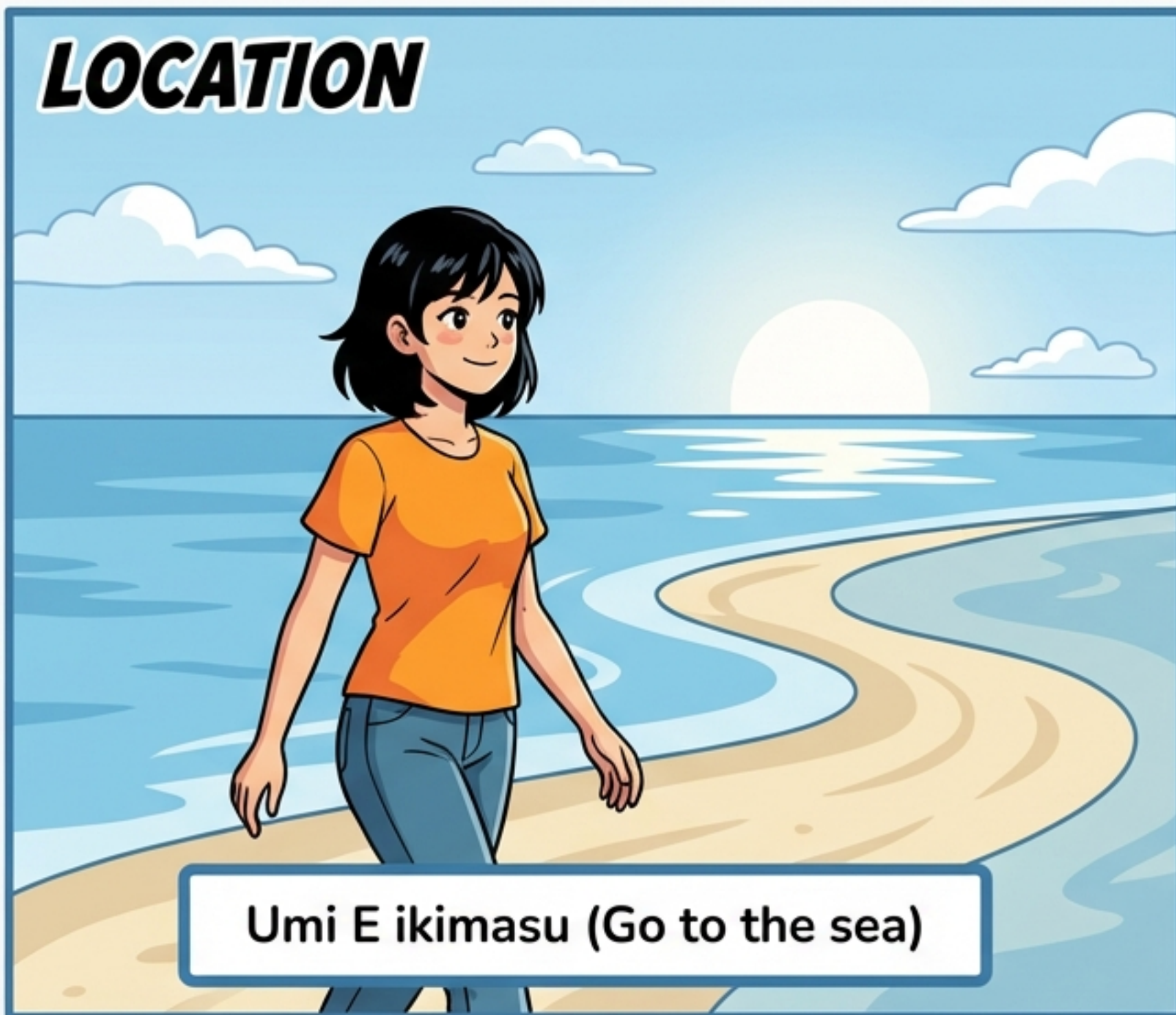
(目的の旅)

Where to?

Grammar Point:  
Verb Stem  
+ に行く

# Moving with a Mission

## LOCATION



Umi E ikimasu (Go to the sea)

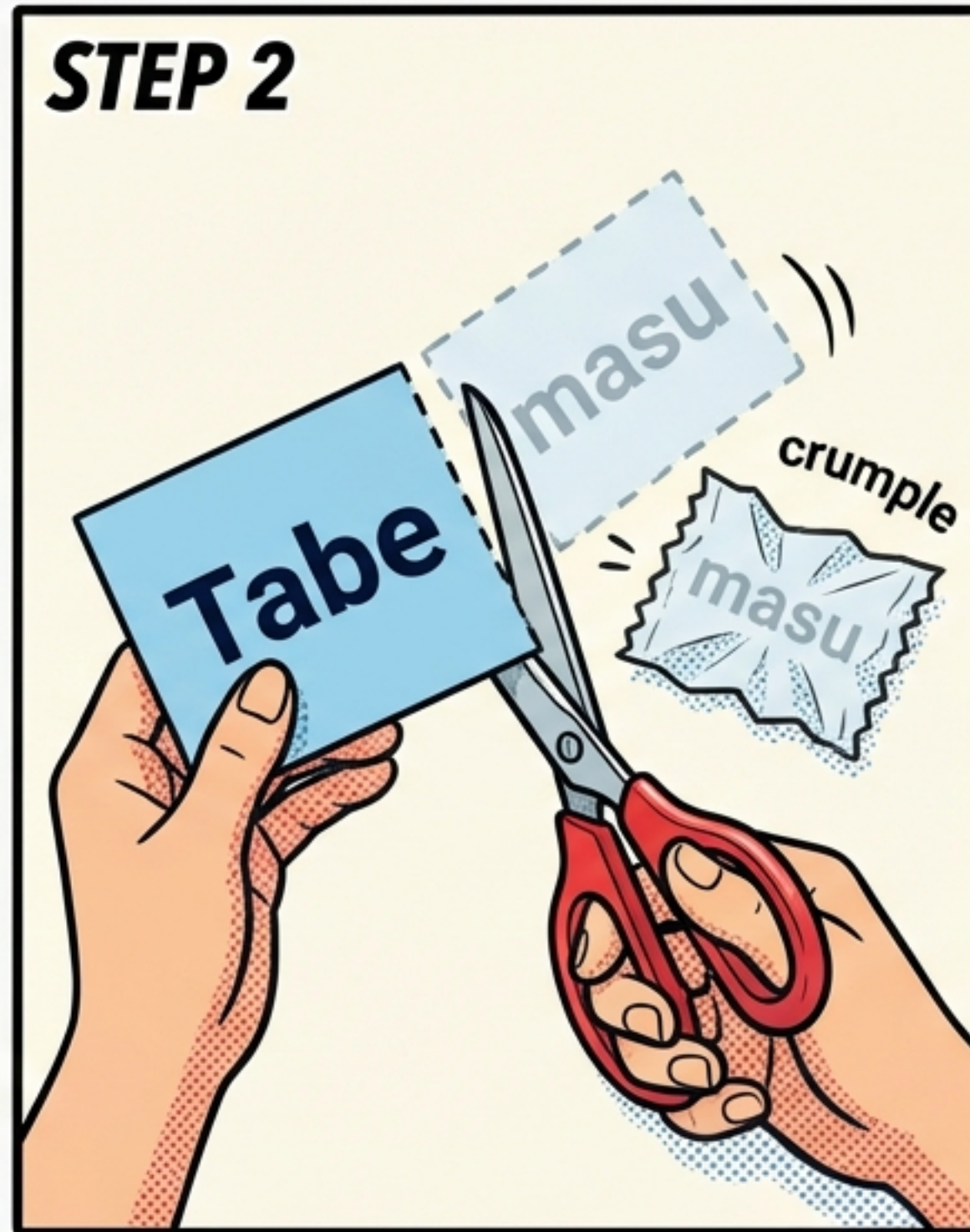

## ACTION!



Oyogi NI ikimasu (Go TO swim)

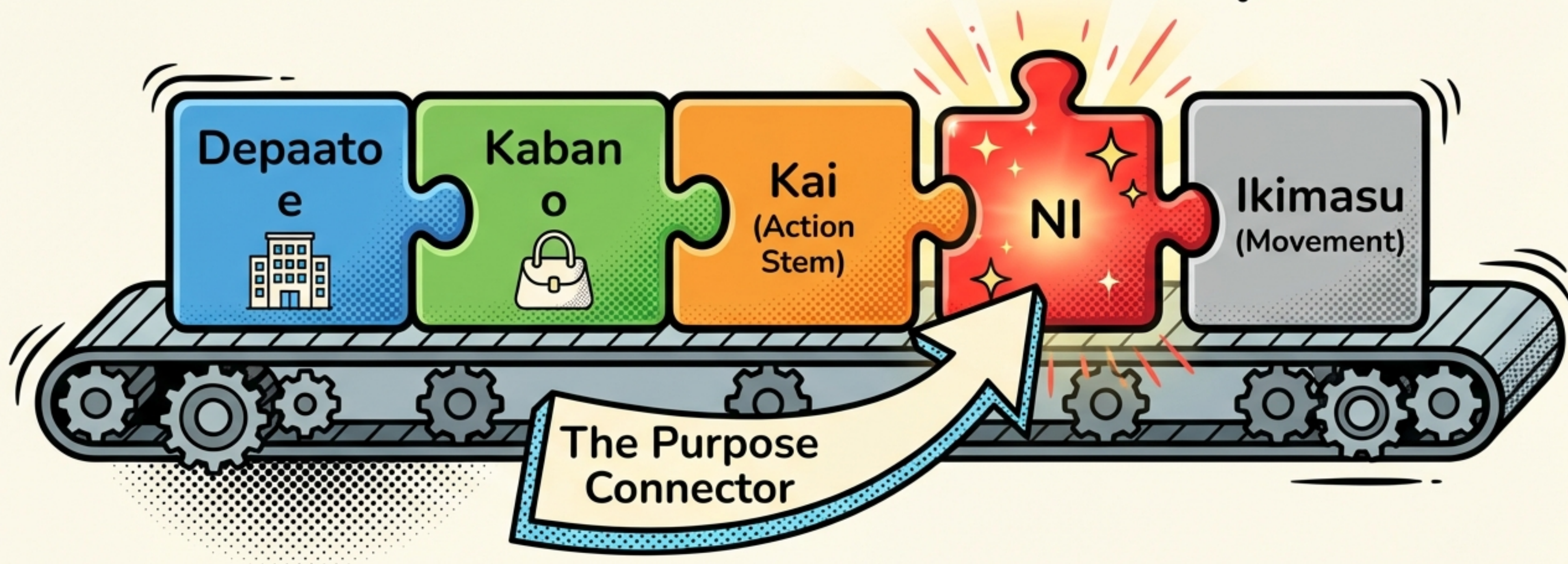
Ken: We already know how to say **where** we are going (Place + **NI/E**). Now, we learn **why**. The particle '**NI**' acts as the bridge between movement and purpose.

# Cut Masu, Add NI



**PRO-TIP:** The rule is strictly '**Masu-Stem**'. Never use the dictionary form! Imagine 'Masu' is a wrapper you don't need. Cut it off, and stick 'NI' to the bare stem.

# Sentence Build: The Assembly Line



デパートへ かばんを 買いに行きます。

(I go to the department store to buy a bag.)

# Raya's Hack: Action Nouns



Action Nouns  
skip the verb!

Shopping (Kaimono) + **NI** → Kaimono **NI**

Travel (Ryokou) + **NI** → Ryokou **NI**

Study (Benkyou) + **NI** → Benkyou **NI**

If the noun implies an action, just  
put 'NI' directly after it! It's faster!

# Don't Do This!



BAD: ✖

飲むに行きます  
(Dictionary Form + Ni)


GOOD: ○

飲みに行きます  
(Stem Form + Ni)



Dictionary form 'Nomu' is forbidden here! You must change it to the Stem 'Nomi'. Remember: Cut the Masu!

# Summary Cheat Sheet



## THE RULES:

1. **Verbs:** [Stem] + **ni** + [Motion Verb] →
2. **Nouns:** [Action Noun] + **ni** + [Motion Verb] →

---

## MOTION VERBS LIST:

- Ikimasu (Go)
- Kimasu (Come)
- Kaerimasu (Return)